

10' Fixed and Adjustable Platen Stile Presses AT-1200, AT-1201 & AT-1202


The Dotul 10' fixed and adjustable platen stile presses are constructed from the ground up with a heavy duty "I" beam construction and tube stock, welded securely for continuous and long duty. Thirty thousand (30,000) lbs. of air pressure are applied to the platen by (6) air bladders at 100psi. Continuous air pressure does not need to be applied after the initial charge. The platen applies pressure to the outsides of the stile blanks ensuring tight glue lines.

Maximum opening on the fixed press (AT-1200) is 37 1/2" high with a length up to 11'. This allows for 40 pieces of 15/16" thick stock to build 1 7/8" thick door stile blanks or 50 pieces of 3/4" stock for 1 1/2" thick door stile blanks that are 3" to 11 3/4" wide. (AT-1201 will adjust to 50% and the AT-1202 will adjust to 85% of the opening size.) The press must be filled to 1 1/2" from the top of the stack to the bottom of the top platen.

Applications include applying veneers to a substrate, or any type of core material including engineered flooring.

Features & Benefits:


- **Front Loading** – Two large gates open wide to let the operator place glued pieces into the press, thus greatly reducing the chances of scraping off adhesive if you had to load from the end. Once loaded the gates are pneumatically locked into place. Note: The Dotul presses can allow for end loading, if needed.
- **Side & End Load Stabilizing Arms** – Centers stock in the press easily and confidently for more uniform pressure, thus producing a better quality product with much less chance of call backs.
- **Edge Load Pressure** – A special feature unique to the Dotul press which puts extra pressure on the sides which produces a superior glue joint.
- **Gear Box/Gear Rack Adjustment** – Allows an operator to quickly and easily lower or raise the bottom platen to different heights thus making it more time effective for quick changes and the alignment is always right on versus a modular method. (Adjustable Platen Models Only)
- **Steel Alignment Rods** – Slide in and out easily when adjusting the bottom platen, thus eliminating any alignment issues that you would find in a modular unit.
- **Solid Frame Construction** – When placed on concrete or asphalt floors, bolts and nuts used in light framed modular construction have a tendency to flex when under high pressure. Solid frame construction using "I" beams maintains the integrity of the press.
- **Setup and Adhesives** – Proper material preparation is important, not just the pressure. When material is prepared properly you do not need 30,000 lbs. of pressure and if you do, you run the risk of squeezing the adhesive out of the parts, starving the joint of glue.
- **Top & Bottom Platens** – It is important that the press be very ridged, platens are machined ground and the bottom platen is one piece, especially if long pieces are being glued. This type of design produces a consistent product and glue line.
- **Product Length Flexibility** – Three top platens are controlled with their individual controls, allowing for flexibility of product lengths all with front load capability. This allows for different run sizes, and makes the machine highly flexible for different jobs.
- **Safety** – The air pods are protected with the "I" beam construction, acting as guards to prevent injury and limiting their exposure to outside hazards that could damage them.
- **Unloading** – The platens are assisted by three air cylinders that retract the platens, making unloading efficient and easy for the operator.
- **Overall Appearance** – Heavy duty construction, will last for decades.



AT-1200 pictured above



AT-1202 pictured



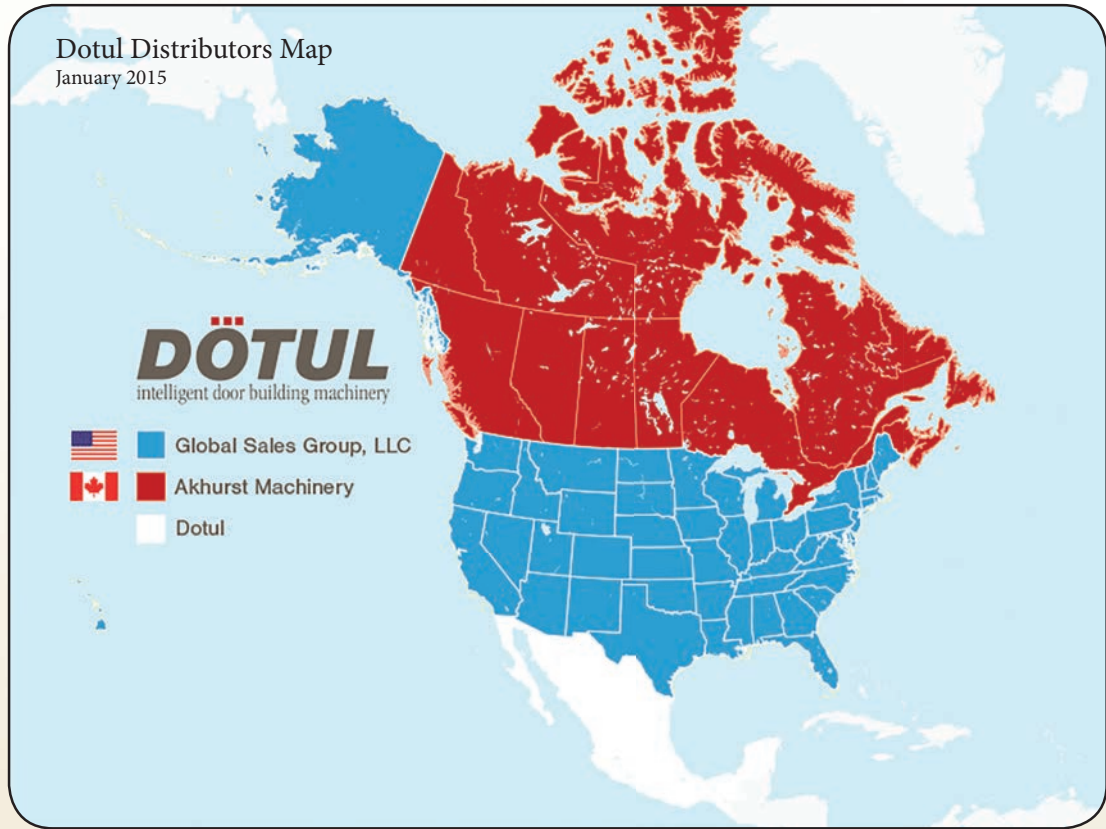
AT-1201 pictured

SPECIFICATIONS

Model -	10Ft. (AT-1200)	10Ft. (AT-1201)	10Ft. (AT-1202)
Overall length -	146"	146"	146"
Overall Width -	30"	30"	30"
Height -	84"	84"	84"
Weight -	2200 Lbs	2200 Lbs	2300 Lbs
1 Platen -	N/A	N/A	N/A
3 Section Platen -	100 PSI	100 PSI	100 PSI

Manufacturer reserves the right to make changes and improvements on machinery as necessary.

Dotul Distributors Map
January 2015



Member



Member




Member

MSLBMDA

Represented By:



Global Sales Group, LLC
P.O. Box 1835 Chico, CA 95927
Toll Free (USA & Canada): 877-474-5521
Office: 530-893-2444
Fax: 530-893-2244
info@globalsalesgroupllc.com
www.globalsalesgroupllc.com



Akhurst Machinery
1669 Foster's Way
Delta, BC V3M 6S7
Tel: (604) 540-1430
Toll Free: 1-888-265-4826
Fax: (604) 540-1780
Email: van@akhurst.com



Please visit our YouTube channel for more information on our products: **Global Sales Group LLC**